

# KAREN A. COFFMAN JACKSON COUNTY TREASURER

**AUGUST  
2017**



## PORTFOLIO SIZE

### Current Portfolio

Certificate of Deposits (CD)	4,250,000.00
Money Market Accounts	30,507,475.81
Treasuries & Agencies	28,314,000.00
	<b>\$63,071,475.81</b>

## CURRENT HAPPENINGS

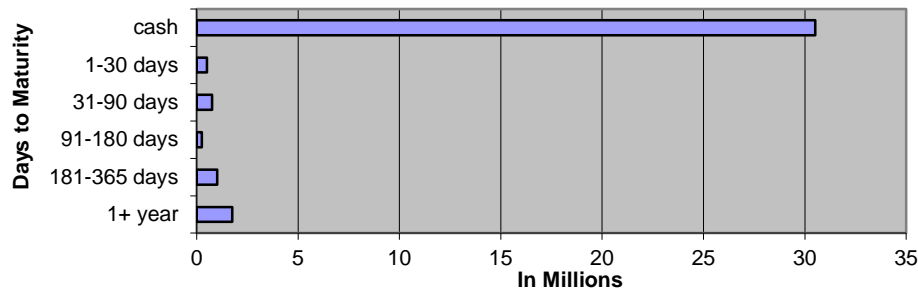
### 2017 Revenue Year to Date\*

All Delinquent Taxes	7,080,508
Dog Licenses	57,189
Passports	8,345

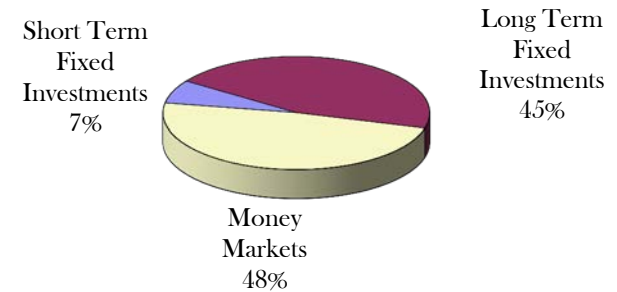
\*General Ledger Information/Cash basis

## DIVERSIFICATION

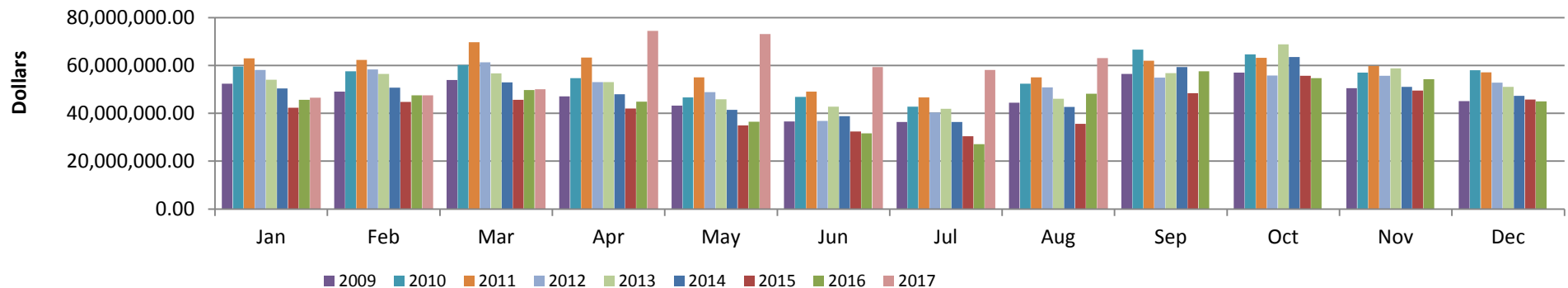
### Diversification by Maturity Date



### Diversification by Investment Type



### Historical Comparison by Month



## August 2017 General Account Investments

CUSIP	Issuer	Par Value	Current Rate	Maturity Date
<b>Certificates of Deposit</b>				
9497482H9	Wells Fargo	\$ 500,000.00	1.000%	9/25/2017
894333EX7	Traverse City State Bank	\$ 250,000.00	1.300%	10/24/2017
872278QS8	TCF	\$ 500,000.00	1.050%	11/20/2017
48124JSZ2	JP Morgan Chase	\$ 250,000.00	1.125%	2/20/2018
24000824	Ann Arbor State Bank	\$ 500,000.00	1.500%	3/3/2018
464209CB9	Isabella Bank	\$ 250,000.00	1.200%	6/18/2018
38644AAU3	Grand River Bank	\$ 250,000.00	1.000%	7/6/2018
24000316	Ann Arbor State Bank	\$ 250,000.00	1.150%	9/16/2018
48124JWV6	JP Morgan Chase	\$ 250,000.00	1.250%	9/28/2018
9497483N5	Wells Fargo	\$ 250,000.00	1.200%	2/26/2019
33646CFM1	1st Source Bank	\$ 250,000.00	1.700%	8/28/2019
060704BA0	Bank Birmingham	\$ 250,000.00	1.500%	2/13/2020
32110YER2	First National Bank of America	\$ 250,000.00	1.500%	3/16/2020
201282GJ3	Alma Bank	\$ 250,000.00	1.500%	4/13/2020
	<b>Subtotal</b>	<b>\$ 4,250,000.00</b>		
<b>Cash/Money Markets</b>				
	Comerica Bank	\$ 19,168,899.64		
	Michigan CLASS	\$ 4,523,327.63		
	Huntington Bank	\$ 1,780,817.81		
	County National Bank	\$ 1,002,691.37		
	Chemical Bank	\$ 3,021,280.42		
	The PrivateBank	\$ 1,010,458.94		
	<b>Subtotal</b>	<b>\$ 30,507,475.81</b>		
<b>Treasuries / U.S. Agencies</b>				
59447PCN9	Michigan Finance Authority Muni Bond	\$ 750,000.00	1.900%	9/1/2018
594698PB2	Michigan Strategic Fund	\$ 1,565,000.00	1.641%	4/15/2019
3137EADM8	Federal Home Loan Mortgage Corp	\$ 500,000.00	1.250%	10/2/2019
3130A9PB1	Federal Home Loan Bank	\$ 1,999,000.00	1.200%	10/25/2019
3133EFKY2	Federal Farm Credit Bank	\$ 2,000,000.00	1.360%	10/28/2019
150609HD0	Cedar Springs Mich Public School Muni	\$ 500,000.00	1.785%	5/1/2020
3133EGVK8	Federal Farm Credit Bank	\$ 2,000,000.00	1.350%	9/21/2020
3133EGLG8	Federal Farm Credit Bank	\$ 2,000,000.00	1.370%	10/13/2020
3133EGLU7	Federal Farm Credit Bank	\$ 2,000,000.00	1.480%	7/14/2021
3134GAEE0	Federal Home Loan Bank	\$ 2,000,000.00	1.500%	3/30/2021
3133EGMT9	Federal Farm Credit Bank	\$ 2,000,000.00	1.690%	7/19/2022
3130A6S57	Federal Home Loan Bank	\$ 2,000,000.00	2.375%	11/23/2022
3134G92T3	Federal Home Loan Mortgage Corp	\$ 1,000,000.00	1.500%	8/8/2023
3133EGTV7	Federal Farm Credit Bank	\$ 3,000,000.00	1.820%	9/12/2023
3133EGUU7	Federal Farm Credit Bank	\$ 3,000,000.00	1.850%	9/20/2023
3133EHVU4	Federal Farm Credit Bank	\$ 2,000,000.00	2.780%	8/24/2027
	<b>Subtotal</b>	<b>\$ 28,314,000.00</b>		
	<b>Total</b>	<b>\$ 63,071,475.81</b>		

## AUGUST 2017 Monthly Pooled Interest

Account Name	Org. Key	Object Code	No. Days	Beginning Balance	Ending Balance	Average Balance	Average Interest	Monthly Interest	GL Entry CR
Public Improvement	245000	000020	31	983,548.02	942,849.21	963,198.62	0.927%	\$758.34	245100-664000
Jail Millage	280000	000020	31	476,575.73	251,291.46	363,933.60	0.927%	\$286.53	280100-664000
DOA Millage	281000	000020	31	891,474.64	551,635.94	721,555.29	0.927%	\$568.09	281100-664000
Medical Care MOE	297100	000020	31	2,864,345.11	2,866,907.22	2,865,626.17	0.927%	\$2,256.15	297100-664000
Delinquent Real	616000	000020	31	4,437,908.10	4,762,081.81	4,599,994.96	0.927%	\$3,621.65	616100-664000
Delinquent Personal	618000	000020	31	218,013.93	218,983.22	218,498.58	0.927%	\$172.03	618100-664000
Worker's Comp	677000	000020	31	202,430.58	208,258.82	205,344.70	0.927%	\$161.67	677100-664000
Self Insurance Health	688000	000020	31	256,386.54	370,594.45	313,490.50	0.927%	\$246.82	688100-664000
Escheats	702000	000020	31	105,836.50	115,411.44	110,623.97	0.927%	\$87.10	702000-268010
				<b>10,436,519.15</b>	<b>10,288,013.57</b>			<b>8,158.38</b>	
ROD Automation Fund	256000	000020	31	407,776.54	419,628.79	413,702.67	0.927%	\$325.71	256100-664000
Road Commission	201000	000020	31	-3,355,133.69	-5,880,650.51	-4,617,892.10	0.927%	\$0.00	201100-664000
Joint Narcotics Forfeiture	267000	000020	31	599,225.68	577,085.81	588,155.75	0.927%	\$463.06	267100-664000
Village of Springport	<b>365910</b>	<b>000020</b>	31	669.60	670.12	669.86	0.927%	\$0.53	<b>365910-664000</b>
Spring Arbor Water	<b>365911</b>	<b>000020</b>	31	588.82	589.28	589.05	0.927%	\$0.46	<b>365911-664000</b>
Clark Lake	<b>365913</b>	<b>000020</b>	31	106.28	106.36	106.32	0.927%	\$0.08	<b>365913-664000</b>
Village of Brooklyn	<b>365914</b>	<b>000020</b>	31	161.72	161.85	161.79	0.927%	\$0.13	<b>365914-664000</b>
Lake Columbia	365185	000020	31	3,131.34	3,133.64	3,132.49	0.927%	\$2.47	365185-664000
Southern Regional Intercept.	<b>365916</b>	<b>000020</b>	31	133,317.88	133,421.01	133,369.45	0.927%	\$105.00	<b>365916-664000</b>
Wolf Lake	365220	000020	31	1,098.68	1,099.53	1,099.11	0.927%	\$0.87	365220-664000
Napoleon	<b>365918</b>	<b>000020</b>	31	548.78	549.20	548.99	0.927%	\$0.43	<b>365918-664000</b>
Parma Village LDFA	<b>365920</b>	<b>000020</b>	31	2,968.99	2,971.28	2,970.14	0.927%	\$2.34	<b>365920-664000</b>
Grass Lake Section 2002B	<b>365924</b>	<b>000020</b>	31	3,325.97	3,328.53	3,327.25	0.927%	\$2.62	<b>365924-664000</b>
Round/Farwell	<b>365925</b>	<b>000020</b>	31	9,532.60	9,539.91	9,536.26	0.927%	\$7.51	<b>365925-664000</b>
Vineyard Lake	365250	000020	31	900.44	901.05	900.75	0.927%	\$0.71	365250-664000
Rives Sanitary Sewer	<b>365926</b>	<b>000020</b>	31	232.41	232.58	232.50	0.927%	\$0.18	<b>365926-664000</b>
Village of Springport	<b>365929</b>	<b>000020</b>	31	243.58	243.77	243.68	0.927%	\$0.19	<b>365929-664000</b>
Lifeways 2015B series	<b>365917</b>	<b>000020</b>	31	19,049.38	19,064.11	19,056.75	0.927%	\$15.00	<b>365917-664000</b>
Airport Runway	<b>365906</b>	<b>000020</b>	31	107,647.85	107,731.06	107,689.46	0.927%	\$84.79	<b>365906-664000</b>
Road Dept Road Projects	<b>365933</b>	<b>000020</b>	31	804,035.06	804,656.96	804,346.01	0.927%	\$633.27	365933-664000
Sheriff Radio	<b>365934</b>	<b>000020</b>	31	346,724.82	329,593.24	338,159.03	0.927%	\$266.24	365934-664000
Building Authority Debt MCF	369472	000020	31	66,114.71	66,165.73	66,140.22	0.927%	\$52.07	369472-664000
JCDOT Bond (August 2016)	403276	000020	31	8,521,046.41	8,527,637.19	8,524,341.80	0.927%	\$6,711.34	403276-664000
Road Dept Road Projects	404276	000020	31	29,907,471.84	29,930,618.89	29,919,045.37	0.927%	\$23,555.72	404276-664000
RRF - CASH	515000	000020	31	383,893.02	360,953.20	372,423.11	0.927%	\$293.21	
RRF-Bond Debt	515000	175010	31	0.00	0.00	0.00	0.927%	\$0.00	\$490.04
RRF- City Perpetual	515000	175030	31	250,000.00	250,000.00	250,000.00	0.927%	\$196.83	515530-664000
Fair	561000	000020	31	401,806.17	69,690.82	235,748.50	0.927%	\$185.61	561100-664000
Preston Endowment	718000	000020	31	101,755.32	101,834.02	101,794.67	0.927%	\$80.14	\$80.14
Preston RESTRICTED	718001	000020	31	0.00		0.00	0.927%	\$0.00	718100-664000
Drain	801000	000020	31	1,224,114.08	1,211,545.02	1,217,829.55	0.927%	\$958.82	801100-664000
Drain	802000	000020	31	64,099.63	43,259.29	53,679.46	0.927%	\$42.26	802100-664000
Lake Level	841000	000020	31	48,325.04	48,032.21	48,178.63	0.927%	\$37.93	841100-664000
Lake Level	842000	000020	31	8,049.44	8,055.67	8,052.56	0.927%	\$6.34	842100-664000
Spring Arbor Water	851911	000020	31	3,342.73	3,345.32	3,344.03	0.927%	\$2.63	851911-664000
Southern Regional Intercept.	<b>851916</b>	<b>000020</b>	31	1,355.97	1,357.02	1,356.50	0.927%	\$1.07	<b>851916-664000</b>
Parma Village Wastewater	<b>851922</b>	<b>000020</b>	31	0.02	0.02	0.02	0.927%	\$0.00	<b>851922-664000</b>
Round/Farwell	<b>851925</b>	<b>000020</b>	31	135.67	135.77	135.72	0.927%	\$0.11	<b>851925-664000</b>
Vineyard Lake	851250	000020	31	407.48	407.80	407.64	0.927%	\$0.32	851250-664000
Rives Sanitary Sewer	<b>851926</b>	<b>000020</b>	31	62.70	62.75	62.73	0.927%	\$0.05	<b>851926-664000</b>
<b>Total Paid</b>				<b>40,068,132.96</b>	<b>37,157,158.29</b>			\$34,036.04	
August 2017 Monthly Pooled Interest				\$ 50,504,652.11	\$ 47,445,171.86	\$ 48,974,911.99			
								\$42,194.42	Total Int Paid

## AUGUST 2017 Monthly Pooled Unallocated Interest

Account Name	FUND	Beginning Balance	Ending Balance
Parks	208	-52,424	74,768
Friend of Court	215	1,081,054	1,270,512
Golf Courses	218	52,484	77,709
Health department	221	2,293,995	2,224,792
Runway Project	246	-306,267	-421,441
Falling Waters	247	55,308	81,020
Sparks Park	248	-429,402	-181,006
Budget Stabilization	257	0	0
Concealed Pistol Licensing	263	118,156	123,074
PA Drug Enforcement	264	97,369	88,664
Sheriff Drug Enforcement	265	-2,632	-1,662
Omnibus Forfeiture	266	981	981
Law Library	269	12,628	18,372
CDB Grant	278	118,536	118,536
Justice Training	285	-26,181	-35,152
FIA	290	67,032	74,282
Medical care facility	291	4,349,440	4,367,741
Child Care	292	227,774	800,778
Vetran's Trust	294	7,480	7,480
Airport	295	-6,082	9,675
Equipment Fund	402	876,385	1,092,575
Sheriff Equipment	466	187,759	-331,848
Building Authority Construction	469	0	0
Delinquent Tax Administration	617	638,765	638,965
Land bank	620	378,676	378,273
Landscape Planning	649	23,662	23,662
DOA Endowment	717	54,486	32,721
Library Fines	721	68,733	55,129
Retirement	731	2,790,656	1,522,797
Circuit Court Trust	762	298,860	307,662
		12,977,232	12,419,059

**SEPTEMBER  
2017**

**2017 Forfeitures  
Beginning 2,190**

1,350 – 62 %

September 2016 - 1365

CITY

1- 32

2- 56

3- 79

4- 107

5- 115

6- 52

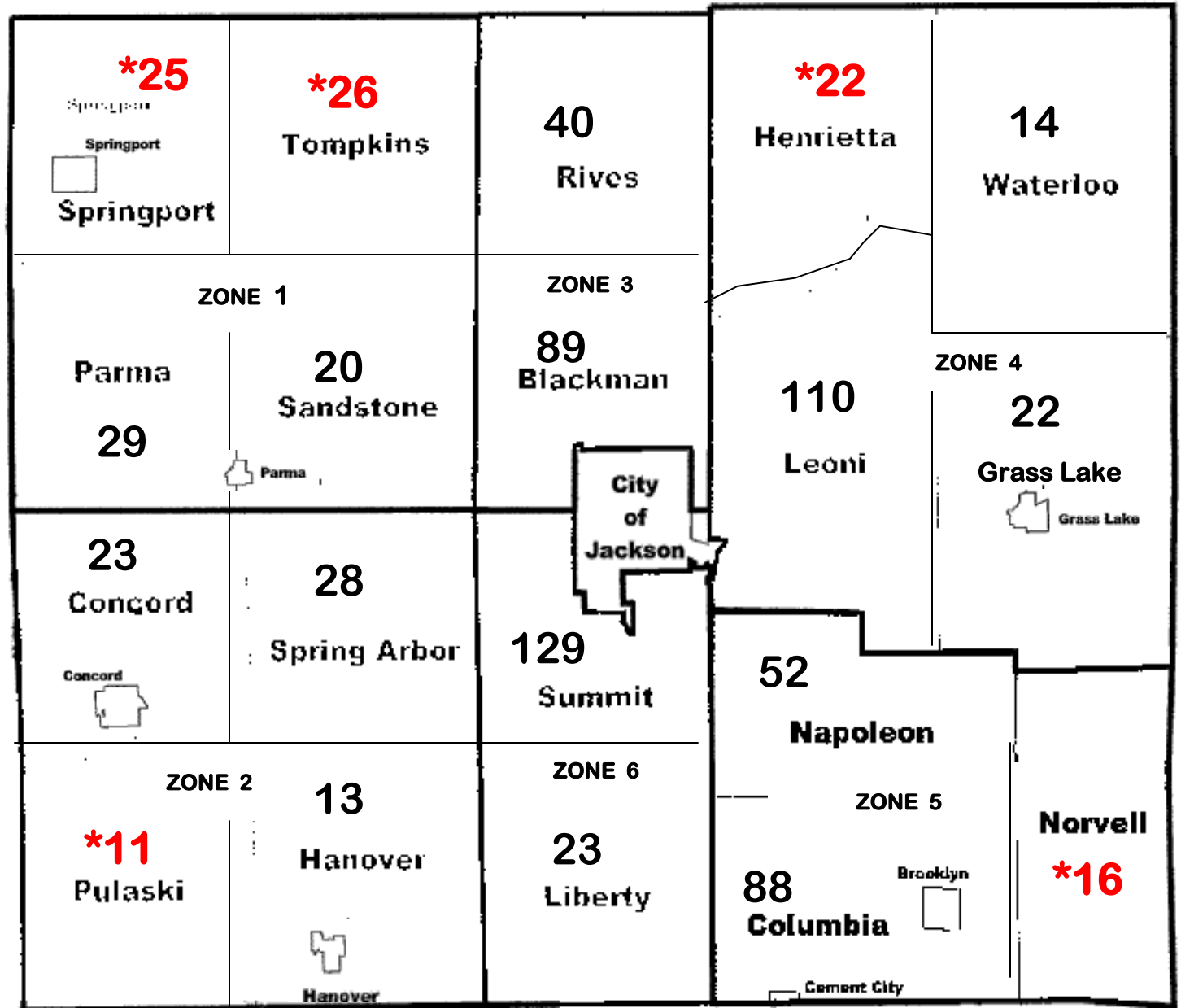
7- 50

8- 79

Total 570

03-01-16 2,391

03-01-15 2,295



4th TS - 306

Jan - 371

Lu - 356

Mary - 317



